

TIVOLI





BORN TO LEAD

Со својот Елегантен дизајн и бројни надградени опции, **TIVOLI** е **СОЗДАДЕН ДА ВОДИ.**



AT THE FOREFRONT OF STYLE

TIVOLI зрачи со совршеност и рафинираност со силен и самоуверен стил кој вистински го издојува од останатите.



① LED предни светла со нивелирачки систем



② Предна маска





COFFEE

SALADS



ALWAYS SHOW YOUR BEST SIDE

Има силен профил. **Tivoli** со
неговите странични
карактерни линии зрачи со
Сила која терба да се ослободи
секој момент.



① LED странични трепкачи

② 18-inch diamond cut Алу фелни

LEADING FROM BEHIND

Храбар изглед на LED на задни светла
комбиниран со останатиот разигран дизајн
оддава модерен, jazzy изглед.

ОН е Единствен, ОН е **TIVOLI**



① задна комбинација на светла со LED елементи

② Заден браник





FULLY CONNECTED

Возачката централна инфо табла е со елегантен изглед и чувство. Мерачите и контролите се перектно природни и интуитивни. Тоа се одлики на добар дизајн.



10.25" Color TFT-LCD Cluster

Новиот дисплеј со мерачи е со широк спектар на информации со завидна јаснотија и прецизност з апоголемо возачко искуство



- 1 Мерачи и Нави екран
- 2 Целосна Нави екран
- 3 AV mirroring Екран
- 4 Turn-by-turn Нави екран



9" HD AVN system with rearview camera display and Bluetooth



8" smart audio system with rear view camera display and Bluetooth smartphone link.



Google Android Auto и Apple CarPlay



SOLID PERFORMANCE

Tivoli raspolaga so Dva fuel-efficient Motori,
Dvata se so proverena vozna Sigurnost i Stabilnost

The Tivoli ke dolovi beskonечно vozachko zadovolstvo.



1.5 GDi-Turbo Petrol engine

Max power
163 s/5,500rpm


ax. Torque (with MT)
280Nm/1,500~4,000rpm



e-XDi 160 Diesel engine

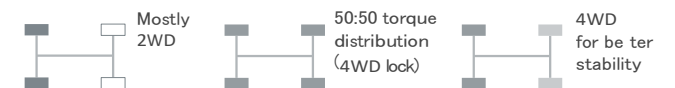
MaxPower
136 s/4,000rpm

Max. Torque (with AT)
324Nm/1,500~2,500rpm



AWD Active AWD system

The active all-wheel drive system automatically regulates the amount of torque distribution between the front and rear axles to ensure maximum traction and stability.



AISIN 6-speed automatic transmission

Fitted on some of the finest cars in the world, the tested and proven AISIN 6-speed automatic offers smooth and quiet gear shifting with maximum fuel efficiency.



6-speed manual transmission

The 6-speed manual gearbox delivers a fun driving experience with maximum driver engagement. Optimized gear ratios ensure smooth, and precise gear shifts, improved fuel efficiency and a quieter ride.



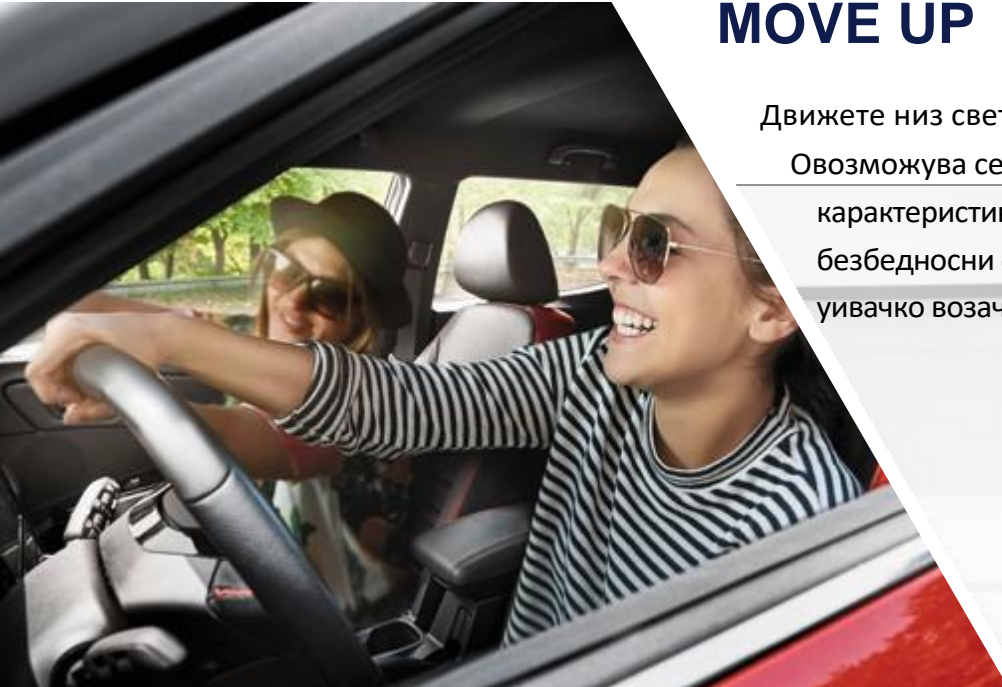
Smart driving modes

Selectable drive modes (Normal/Sport/Winter) optimize traction distribution and the gear shift schedule to suit driver preferences and road conditions.

- Eco** Maximizes fuel economy.
- Power** Delivers extra power at the expense of fuel economy.
- Winter** Starts out in 2nd gear (skipping 1st) helping improve tire traction in slippery road conditions.

MOVE UP

Движете низ светот и ивотот со Tivoli.
Овозможува сеопфатни погодности,
карактеристики и напредни
безбедносни системи за удобно и
уивачко возачко искуство.







8-way power adjustable driver seat
With this power adjustable seat, the perfect driving position is just a touch away.

Adjustable power lumbar support
The amount of lumbar support is freely adjustable.




32.5° reclining rear seats
For enhanced comfort, the rear seat backrests can be tilted up to a maximum of 32.5 degrees away from the vertical position.

TIME TO RELAX

Време и Место за уживање: НОВИОТ TIVOLI има Се.

Неговата внатрешност е интелигентно искористена за лесно користење и живање.



Греење предни седишта

Front heated seats provide great comfort on the coldest winter days.

Seating variations

Стандарно



2 ред преклопен



2 ред 40% преклопен



2 ред 60% преклопен



Вентилирани предни седишта

The seat cushion and backrests feature two-speed ventilation fans enhancing comfort on a hot humid days.



Наслон за рака - Позади

Rear passengers can travel in much more comfort than just sitting on the center armrest that folds and stows away to make room for a third passenger.



THE POWER OF SMART

DEEP CONTROL

DEEP CONTROL технологијата ја доближува целта за совршена безбедност поблиску од било кога. Независно дали се возите во градили на долги позахтевни патувања, DEEP CONTROL овозможува смиреност и релаксирано возење а воедно ја подига возачката доверба во возилото на повисоко ниво.

Exit Assist Function (EAF)



Safety Distance Alert (SDA)



Front Vehicle Start Alert (FVSA)



Autonomous Emergency Braking System (AEBS)

On detecting a pedestrian or another vehicle within the intended path, AEBS will automatically deactivate the throttle and will apply the brakes to reduce the risk of a serious collision.

Forward Collision Warning System (FCW)

Using a camera and radar sensors to monitor the velocity of and distance between vehicles, it warns the driver in the event of a potential collision risk.



Lane Keeping Assist System (LKA)

LKAS uses a front camera to monitor the painted lane markers.

On detecting an attempt to change lanes without prior signaling, it automatically corrects the steering to keep the vehicle within the intended lane.

Lane Departure Warning (LDW)

LDW notifies the driver when the forward camera module detects an unintended lane departure by the vehicle.



Rear Cross Traffic Alert Intervention (RCTAi)

When reversing and an approaching vehicle is detected in the path, RCTAi sounds an alert and automatically applies the brakes to stop the vehicle to reduce the risk of a collision.

Rear Cross Traffic Alert (RCTA)

The driver is alerted if the sensor detects an obstacle in the vehicle's path while in park or while backing up.



High Beam Assist (HBA)

By monitoring the headlights of oncoming vehicles and the rear combination lamps of the vehicles ahead, HBA analyzes ambient light levels to automatically switch between high and low beams.

Driver Attention Alert (DAA)

Driving patterns are continuously monitored and as soon as a pattern of drowsy driving is detected, DAA sounds an alert and advises the driver to take a break.

Lane Change Assist (LCA)

If attempting a lane change while a vehicle is within 70m in the rear and is approaching at high speeds, LCA flashes a warning using the outside mirror lamps and sounds an alarm.

Safety Distance Alert (SDA)

By continuously monitoring speed and distance, SDA will sound a warning whenever a safe braking distance is not maintained from the car ahead.

YOU'RE PROTECTED

НИЕ Ве штитиме од секој агол и во секој поглед: 360-степенска заштита во целост.

Нашата сеопфатна безбедносна опрема Ве штити во секое замисливо сценарио.



7 Airbags



Disc Brakes



Safety belt dual pretensioner



Anti-Rollover Protection (ARP)



Emergency Stop Signal (ESS)



Hill Descent Control (HDC)



Hill Start Assist (HSA)



EXPRESS YOURSELF

Создади совршено возило за себе со бојата која ја сакаш. Изрази ја својата уникатност и персоналноста со избор на боја од широкиот спектар на тренди бои и екстра опции.

The diagram illustrates six different exterior color options for a car, each with a set of optional accessories. The options are as follows:

- White (2WA):** 18" diamond cut wheels (Black), 18" diamond cut wheels (Silver), Outside mirror with turning signals (White), Roof and air spoiler (Black), Exterior colours Grand White (2WA).
- Black (2LA):** Exterior colours Space Black (2LA), Roof and air spoiler (White), Outside mirror with turning signals (White), 18" diamond cut wheels (Silver), 18" diamond cut wheels (Black).
- Red (2RV):** Exterior colours Cherry Red (2RV), Roof and air spoiler (White), Outside mirror with turning signals (White), 18" diamond cut wheels (Silver), 18" diamond cut wheels (Black).
- Orange (2RT):** Exterior colours Orange Pop (2RT), Roof and air spoiler (White), Outside mirror with turning signals (White), 18" diamond cut wheels (Silver), 18" diamond cut wheels (Black).
- Blue (2BS):** 18" alloy wheels (Black), 18" alloy wheels (Black), Outside mirror with turning signals (White), Roof and air spoiler (White), Exterior colours Dandy Blue (2BS).
- Black (2AD):** 18" diamond cut wheels (Black), 18" diamond cut wheels (Silver), Outside mirror with turning signals (Gray), Roof and air spoiler (Black), Exterior colours Platinum Gray (2AD).
- Black (2SA):** 18" diamond cut wheels (Black), 18" diamond cut wheels (Silver), Outside mirror with turning signals (Silver), Roof and air spoiler (Black), Exterior colours Silent Silver (2SA).

EXTERIOR

Во стандарден TRIM новото TIVOLI е добро опремено но ако сакаш да додадеш сопствен допир може да се постигне со избор на некои од многуте Опционали кои ќе го зголемат возачкото чувство и уживање.



Проектирачки предни светла



LED предни магленки



Магленки - сјалица



Предна маска со висок сјај



LED трепкачи на ретровизори



Електрично преклопливи надворешни ретровизори



LED трето стоп светло



Систем за Автоматско заклучување на врати



Магленка позади



Сјајно црн финиш на А-носач



Кровни шини



Спортски ЦРНИ кровни шини



16" steel wheels with 205/65R tyres



16" alloy wheels with 205/65R tyres



18" alloy wheels with 215/50R tyres



18" black diamond cut wheels with 215/50R tyres



18" diamond cut wheels with 215/50R tyres



Chrome лајсни долен дел на прозори и хауба



Аеродинамичен заден спојлер



Антиена монтирана на кров



Прагови на влез од нерѓосувачки челик



Возачки прозор со сигурносно затворање



Сончев кров со сигурносно затворање



Задни рефлектирачки детали – мачкини очи



Паркинг сензори (напред и позади)



Задна камера за помош при паркирање



Систем за контрола на притисок во гуми (TPMS)



Аеро-типе брисачи



Сенз.дожд

INTERIOR



Стандардна Инструмент табла



MP3 audio




Двезонска Премиум Ауто клима



Ман. клима



Start копче



Телескопско и висинско подесување волан



Конзола со мулти прекинувачи



Греење на волан



Радио команди на волан / Cruise control команди



Автоматско светло - команди



Stop & Go (ISG) копче



USB & AUX



6 звучника (4 во врата, 2 твитери)



Осветлено огледало во штитник




Mood светло



Централна конзола електр. излез



Smart key преклоп



Централна конзола со 2 држачи за чаша



Наслон за рака со одлагалиште



Држачи заден дел од предни седишта



Големи отвори за флаши и одлагање на врати



Преграда за товарен дел



поделба



Двојн делба



Заштитна преграда за гепек

COLOUR GUIDE

EXTERIOR COLOURS

Grand White(WAA)



Silent Silver (SAI)



Platinum Gray (ADA)



Cherry Red (RAV)



Space Black (LAK)



Silent Silver (2SA)



Platinum Gray (2AD)



Dandy Blue (2BS)




Orange Pop (2RT)



Dandy Blue (BAS)




Orange Pop (RAT)




Grand White (2WA)




Cherry Red (2RV)



Space Black (2LA)



INTERIOR COLOURS



Black 1tone interior (LBH)



Платно Еко кожа-Платно



Кожени




Платно Еко кожа-Платно



Кожни



Burgundy semi 2tone interior (RAU)



Кожни

TECHNICAL DATA

DIMENSIONS (mm)

			Бензин 1.5L Turbo				Diesel 1.6L				
МЕНУВАЧИ			6MT	6AT	6MT	6AT	6MT	6AT	6MT	6AT	
Exterior	ДОЛЖИНА	mm					4,225				
	ШИРИНА	mm					1,810				
	ВИСИНА	mm					1613mm (Including roof rack : 1621mm)				
	МЕЃУОСКИНО	mm					2,600				
	Tread	Front	mm					1,555			
		Rear	mm					1,555			
		Front	mm					880			
	Overhang	Rear	mm					745			
		Approach angle	degree	17.5				18.0			
	Departure angle	degree	27.5				27.0				
		Ramp angle	degree	17.0				14.0			
	Min. clearance	mm	178				156				
	Min. turning radius	m	5.3				0				
	Gross vehicle weight	kg	1,850	1,880	1,930	1,990	1,960	1,980	2,050	2,080	
Weight	Kerb weight	kg	1,300~1,387	1,335~1,422	1,390~1,472	1,445~1,572	1,390~1,477	1,425~1,507	1,480~1,567	1,525~1,607	
		Braked	kg		1.00	0		1.50	0		
	Gross trailer weight	Unbraked	kg	500				500			
Fuel	Fuel tank	l	50				47L				
		Capacity	cc	1,497				1,597			
Engine	Bore x stroke	mm	76 X 82.5				76 X 88				
	Compression ratio		9.5 : 1				15.5:1				
	Number of cylinders		4 in-line								
		kW/rpm	120/5,000~5,500				100/4,000				
Performance	Max. power	ps/rpm	163/5,500				136/4,000				
		M : 280/1,500~4,000					M 0 ,500~3,000				
	Max. torque	Nm/rpm kg.m/rpm	AT: 260/1,500~4,000				AT: 324/1500~2,500				
	Max. speed	km/h	181	175	181	175	175	172	175	172	
	CO ₂ (combined)	g/km									
Fuel consumption	Combined	ℓ/100km									
	Urban	ℓ/100km									
	Extra urban	ℓ/100km									



555
1,810



2,600
4,225



1,613
1,555


The declared fuel consumption and CO₂ emissions were determined according to the newly introduced Worldwide Harmonized Light Vehicles Test Procedure (WLTP) and additionally measured according to the Real Drive Emission (RDE) method during road tests. The figures are WLTP measurements reported under the New European Driving Cycle (NEDC). The engines comply with the EURO 6c emission standard. The details do not relate to a single, individual vehicle and are not part of the offer, but serve only for comparison purposes among the different vehicle types.



SsangYong Motor Company

12th Fl., Samon T/W, 14, Teheron-ro,
Gangnam-gu, Seoul, 06234, Korea

Website: www.smotor.com

Official Facebook :

www.facebook.com/ssangyongglobal

Official Instagram :

www.instagram.com/ssangyong_global

Specifications are subject to change.
Some of the equipment shown in this brochure is optional. Please contact your local dealer for the latest information and may not be available on all models or in all markets without notice.

